


ACTIVE CHILLED BEAMS

ACB 10



BUILT ON INNOVATION



THE ULTIMATE bulkhead concealed Active Chilled Beam ACB10 is equipped with a horizontal coil and an auxiliary drain pan. The 17" wide unit and can be specified with an enclosure for exposed mounting.

PRODUCT DATA AND PERFORMANCE

Discharge 2- way

Primary Air Flow 15- 130 CFM


Cooling 1,000-10,000 BUTH

Coil - Horizontal with concealed drain pan.

Sizes- up to 6 feet in 1 foot increments

COMMON APPLICATIONS

The Concealed ACB10 is suitable for use in entrance ways, foyers, hotel bedrooms and dormitories. Because the primary air is delivered at a constant volume and at the correct moisture content to satisfy the latent loads, humidity is controlled at all load conditions. ACB10 is the perfect solution when using bulkhead space.

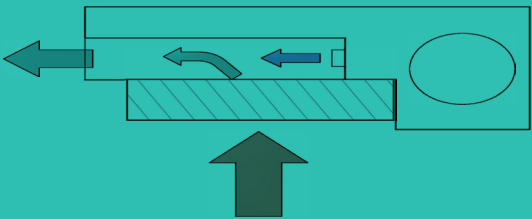




ACB 10


BULKHEAD CONCEALED ACB (HORIZONTAL COILS AND AUXILIARY DRAIN)

Engineered for concealed installation into a bulkhead, the 17" wide unit is available in lengths up to 6 feet in 1-foot increments, and can be specified with an enclosure for exposed mounting.



PERFORMANCE CHARACTERISTICS

SIZE		TYPICAL CAPACITY		Primary Airflow (CFM)	SOUND LEVEL
Width	Height	Cooling (BTUH)	Heating (BTUH)		
7.1"	7"	1,000 - 10,000	10,000	15 - 130	NC15-NC30





The Luxton-Reed Center
47 Westfield Industrial Park Road
Westfield, Massachusetts 01085

(413) 564-5657
info@dadanco.com

 Dadanco

 DadancoHVAC

 Dadanco

WWW.DADANCO.COM

